

How lighting might reduce crime:

- Improving community lighting in alleyways, walkways, and within stores will create a safer and more visible community space, likely reducing criminal activity.

- Motion Detector lighting provides safety, reduces electricity costs, is convenient, and simple to install yourself.

- Motion Detector lights inside stores will provide immediate visual access for the police to monitor activity within stores. Police will be able to observe any presence inside businesses, making intruders easily perceptible.

- Motion Detector lighting can be installed in stairwells and alleyways to discourage nighttime loitering and criminal activity.

- Motion Detector lights cast a bright light when the sensor is triggered, which surprises and shocks intruders. When a light comes on it often scares trespassers who avoid well-lit areas. Good visibility is the best natural surveillance.

- In the Lansdowne/Dupont neighborhood where Motion detectors were installed in alleyways the community was pleased with the effects. It reduced nighttime loitering. The lighting was effective in creating a brightly lit space that became uncomfortable for criminals, drug dealers, and the homeless. This simple method returned a much needed safety to the neighborhood's alley-space. There are many opportunities to use light to our advantage to create more comfortable community space.

Where to Obtain Materials?

Bastone Hardware

1212 Dufferin St.

416 . 535 . 4564

Motion Detector Light Fixture - \$25.99

Outdoor Reflector Floodlight - \$4.49

How to report a broken streetlight

- If you see a streetlight that is dim, yellow, or out, then call the Streetlight Outage Hotline at 416-542-3195
- Or fill out an online form at this website: www.theenergyservices.com/streetlighting/street_light_outages/index.cfm

When calling have this information ready:

1. Your Name
2. Your phone number
3. The street address closest to the pole
4. The pole number, which can be found at eye level on the pole
5. The closest intersection to the pole

For More Information Contact

JP King -Program Co-ordinator-
j.peter.king@gmail.com
416-539-8129


General city information through:
Access Toronto: 416-338-0338

Streetlight Outage Hotline:
416-542-3195

Garbage Collection:
416-338-2010

www.bigonbloor.com

BETTER BLOOR BETTER LIGHTING



This booklet provides information on:

- Effects of Considered Lighting
- The use of Motion Detector lights
- How to install a Motion Detector
- Reporting a broken streetlight
- Where to obtain supplies locally
- Important contact information

www.bigonbloor.com

How to Install Motion Detector Lighting

You can easily replace existing light systems with Motion Detector lighting as an inexpensive security benefit.

What you will need:

Tools


- Screwdriver
- Pliers
- Circuit Tester

Materials

- Motion detector and light fixture
- Exterior rated bulbs as indicated on motion detector packaging
- All other materials are usually included in the motion detector package

Check out our videos online at our web site: www.bigonbloor.com and see step by step instructions on how to install a motion detector lights, and other great community improvement projects

These are only suggestions. You should follow the manufacturer's guide to installing your new light. Big On Bloor is not responsible for any damage or injury.



Step Three

Test the circuit of the fixture with the voltage tester by inserting the end of the tester into the socket of the bulb. Make sure the tip touches the wires and make sure to test all the wires. The voltage tester should not light up. This guarantees that the power is off.

Step Four

Remove the nut cap and expose the wires. Untwist the wires to remove the fixture from the wall. Cut the wires if necessary—if you need to cut them you'll also need to strip some insulation so you can reattach them to the new fixture.

Step Five


Inspect your motion detector fixture. Read the manufacturer's instructions for assembly.

Step Six

Connect the wires. Make sure to connect the colors correctly—white to white, black to black and so on. If there is grounding wire, attach it to the light box. Twist the wires together, then screw a nut cap in place to cover them. Mount the light into the light box then drill the screws in place.

Step Seven

Check the motion sensor once night falls to make sure it detects motion in the appropriate area. You may also need to adjust the sensitivity of the sensor.



Step One

Shut off the power. Make sure to let everyone in the house know not to turn it back on until they know it's safe to do so.

Step Two

Remove the bulbs and screws from the already existing fixture.

Nuit Blanche Sept 29, 07

- For one exciting night Toronto will become a city alive with culture and buzzing with excitement as Nuit Blanche showcases Toronto's proud and vibrant arts scene.

• BIG: Bloor Improvement Group, with initiating artist Dyan Marie, and dozens of contributing artists, will host: BLOOR NIGHTLIGHT, an event that will involve wide local support and participation within this multi-problem community.

• The event will work to help build a better Bloor. The 2-block-area BLOOR NIGHTLIGHT location between Lansdowne Ave and Margueretta Street is best known recently for its negative press coverage: 94 crack dealers charged in Oct. 2006, toxic lands, struggling and vacant storefronts... Our event intends to be an overall catalyst to start to change all that.

• It is a Nuit Blanche project to "take back the night" and works from now until September to clean, repair and improve the street and help local business.

• BLOOR NIGHTLIGHT invites the city to witness the start-up of the vitalization of Bloor. The Artworks will create lighting, lighting events and activities along Bloor that will encompass the street in a creative glow that provides an exciting, beautiful and lively night as part of Nuit Blanche.

Five of the ten currently proposed projects:

One: Overhead Light Sculptures

Individual light sculptures will be exhibited from overhead street light poles. Each one will be different to create to street-long exhibition of contemporary light art.

Two: Light House

A projection house, created of ice, will host the artist's videos that glow through its walls.

Three: Body Light

Fashion show at the Lancaster focused on the theme of - body and clothing - as a source of light.

Four: Clouds of Doubt

Objects and lights sculpted together and wrapped into place create lingering clouds that reference the cultural here.

Five: Bloor Bike Light

Bruce's bike decked out for the night.